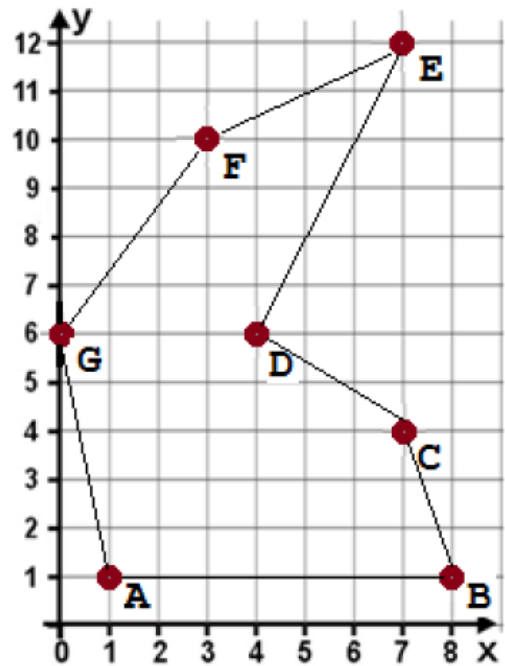



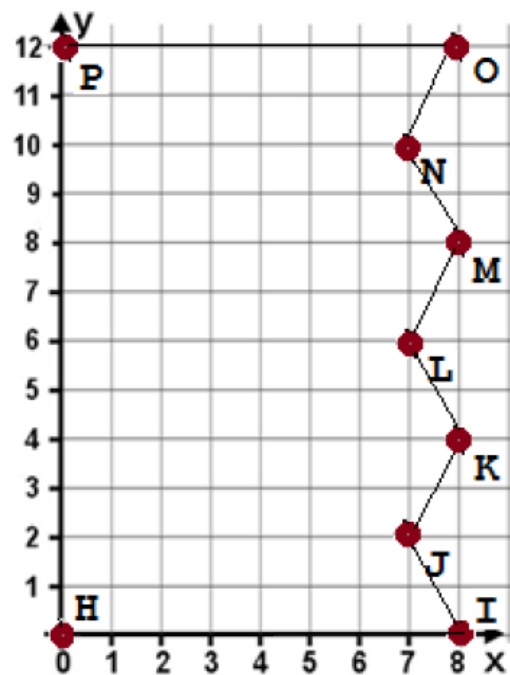
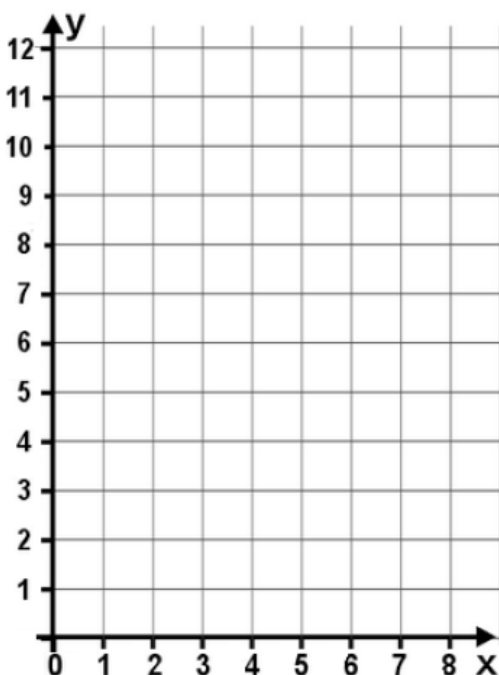
# Klapptest – Koordinaten 1

Falte das Blatt entlang der Linie und trage anschließend die Punkte ein.  
Danach werden die Punkte zur Figur verbunden.

A (1|1) → B(8|1) → C(7|4) → D (4|6)  
E(7|12) → F(3|10) → G(0|6) →A (1|1)



H(0|0) → I(4|0) → J(5|5) → K(0|7)  
L(5|8) → M(5|8) → N(7|10) → O(8|12)  
→P(0|12) → H



Ergebnis:

    /16 P.